

20

# NAA Official Box

*Quachita*

vs. *Harding*

DATE *1-31-87*

AT *Searcy*

OFFICIALS

ATTENDANCE *2,500*

NO. #	TEAM	FG		3 PT FG		FT		REBOUNDS			PER FOULS	TOTAL PTS	ASSTS	STLS	BLOCK SHOTS	TURN OVERS	MINS PLYED
		MADE	ATTD	MADE	ATTD	MADE	ATTD	O	D	TOT							
32	<i>Harding</i> Corey Comper	4	7	5	9	2	2	3	2	5	4	25	2	1	0	1	
22	SHANNON Hughes	4	8	3	8	0	0	2	3	5	3	17	2	0	0	2	
4	Tim Smallwood	1	4	1	2	0	1	0	2	2	3	5	1	1	0	1	
42	Marvin Mathis	2	5	0	2	2	2	0	3	3	1	4	0	0	0	0	
44	Rolando Garcia	5	10	0	0	0	1	3	2	5	5	10	1	1	0	1	
10	Curtis Washington	0	1	0	1	0	0	1	0	1	0	0	0	1	0	1	
52	Keith Miller	7	12	0	0	2	5	4	4	8	2	16	0	0	1	2	
54	Carl Collins	4	7	0	0	0	2	2	6	8	2	8	1	0	0	1	
34	DAVID JAMES	0	2	0	0	0	0	0	1	1	0	0	0	0	0	1	
TOTALS		26	56	9	22	6	13	15	23	38	20	85	9	4	1	10	

FG% 1st Half *14/33* FG% 2nd Half *24/45* FG% Game *38/78* Dead Ball Rebounds *0*  
 FT% 1st Half *9/3* FT% 2nd Half *3/10* FT% Game *6/13* Team Rebounds *8*

NO. #	TEAM	FG		3 PT FG		FT		REBOUNDS			PER FOULS	TOTAL PTS	ASSTS	STLS	BLOCK SHOTS	TURN OVERS	MINS PLYED
		MADE	ATTD	MADE	ATTD	MADE	ATTD	O	D	TOT							
5	<i>Quachita</i> Terry Wesley	1	4	1	4	2	3	0	2	2	3	5	1	2	1	1	
13	Johnifer Cooper	3	9	0	0	3	4	0	2	2	1	9	1	0	0	2	
15	Kyle Hensley	4	10	0	0	0	0	3	2	5	2	8	0	1	0	0	
25	Freeman Green	9	14	2	2	8	10	4	12	16	3	28	0	0	0	2	
53	Chris Bryant	7	11	0	0	3	8	3	5	8	4	17	0	3	1	1	
11	Donnie Pitts																
21	Carl McKellar																
31	Greg Wilson	1	4	0	0	2	2	1	0	1	3	4	0	0	0	2	
33	Bubba Stas tny	6	7	0	0	3	3	1	3	4	2	15	0	0	0	0	
35	Arman	0	1	0	0	0	0	0	0	0	1	0	0	0	0	1	
43	Ross	0	1	0	0	2	2	0	0	0	0	2	0	0	0	0	
TOTALS		31	61	3	6	23	32	12	26	38	19	88	2	6	2	9	

FG% 1st Half *13/25* FG% 2nd Half *18/36* FG% Game *31/61* Dead Ball Rebounds *1*  
 FT% 1st Half *14/16* FT% 2nd Half *9/16* FT% Game *23/32* Team Rebounds *6*

SCORE BY HALVES	1	2	OT	OT	OT	TOTAL
Harding	35	41	9			85
Quachita	42	34	12			88

# NAIA

## ABBREVIATED HALFTIME SUMMARY OF STATISTICS

*Dunchoita*

vs.

*Harding*

DATE *1-31-87* GAME No. \_\_\_\_\_

### TEAM STATISTICS

Visitors:

*Dunchoita Baptist*

Home:

*Harding*

SCORE	<i>42</i>	<i>35</i>
FIELD GOALS	<i>13</i> of <i>25</i> ; <i>.520</i> %	<i>14</i> of <i>33</i> ; <i>424</i> %
FREE THROWS	<i>14</i> of <i>16</i> ; <i>875</i> %	<i>3</i> of <i>3</i> ; <i>100</i> %
REBOUNDS	Off: <i>3</i> Def: <i>10</i>	Off: <i>4</i> Def: <i>11</i>
ASSISTS	<i>1</i>	<i>4</i>
STEALS - BLOCKS	<i>4</i> - <i>1</i>	<i>1</i> - <i>0</i>
TURNOVERS	<i>2</i>	<i>6</i>
PERSONAL FOULS	<i>8</i>	<i>10</i>

### INDIVIDUAL STATISTICS

No.

Name

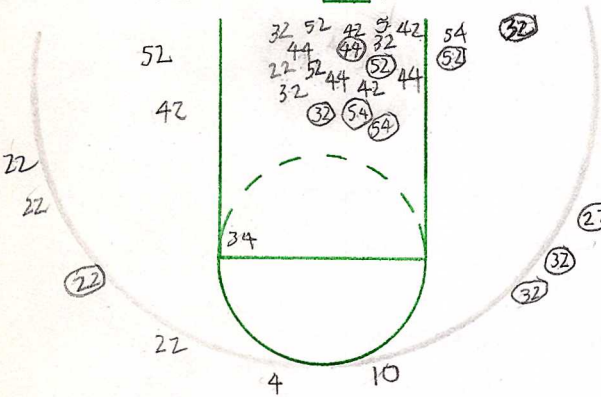
No.

Name

	No.	Name	No.	Name
SCORING LEADERS	<i>25</i>	<i>Freeman Green 14</i>	<i>32</i>	<i>Corey Camper 12</i>
	<i>33</i>	<i>Bubba Stastny 11</i>	<i>22</i>	<i>Shannon Hughes 8</i>
REBOUND LEADERS	<i>25</i>	<i>Freeman Green 7</i>	<i>54</i>	<i>Carl Collins 5</i>
ASSIST LEADERS	<i>13</i>	<i>Johnifer Cooper 1</i>		<i>3 Tied at 1</i>
STEAL LEADERS	<i>5</i>	<i>Terry Wesley 2</i>	<i>44</i>	<i>Roland Garcia 1</i>
PLAYERS WITH 3 OR MORE FOULS	<i>53</i>	<i>Chris Bryant 3</i>	<i>44</i>	<i>Roland Garcia 3</i>

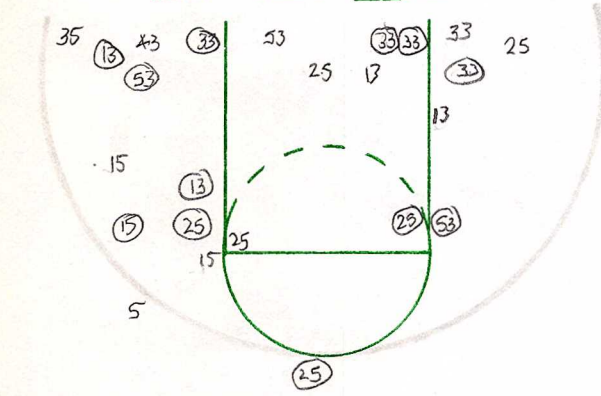
WALK BAD Pass FUMBLE sec 3 Double Dribble

Shot Chart Quarter



FGA 37 FGM 14 %

Shot Chart Quarter

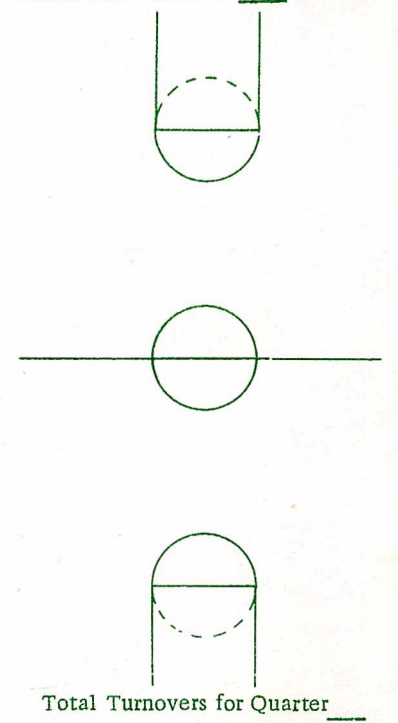


FGA 25 FGM 13 %

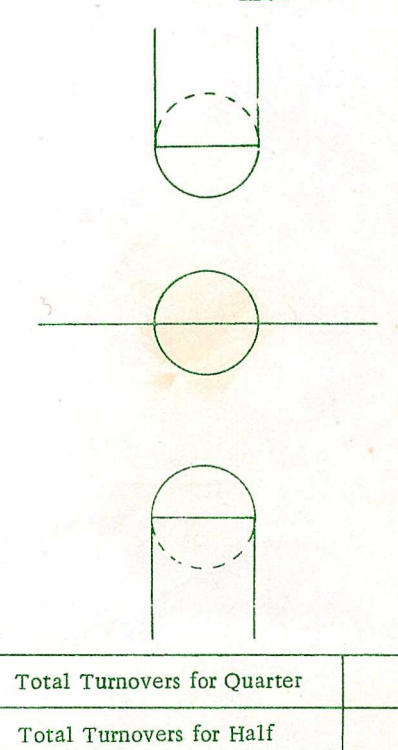
Half Shooting Totals FGA FGM %

Player No.	Off. Reb.	Def. Reb.	Steals	Tied Balls	Caused Mistake
22		1			
42		1			
52			1		
32					
4			(6)		
14					
10	1				
54		1			
34			1		
44					
40					
50					
24					
30					

Turnover Chart Quarter



Turnover Chart Quarter



Player No.	Off. Reb.	Def. Reb.	Steals	Tied Balls	Caused Mistake
5					
11					
13		1	1		
15					
21			(2)		
23					
31					
33					
35					
41					
25					
53					
45					
51					
43					

Total Turnovers for Quarter

Total Turnovers for Half

Home Name	No.	Fouls	Quarter Free Throws	Quarter Free Throws	Team Fouls	Visitor Name	No.	Fouls		
HUGHES	22	2 3 4 5			Home	WESSLEY	5	2 3 4 5		
MATHIS	42	2 3 4 5			Vis.	PITTS	11	1 2 3 4 5		
MILLER	52	2 3 4 5			Time Outs		COOPER	13	1 2 3 4 5	
CAMPER	32	2 3 4 5		14	Home	1 2 3 4 5 6	HENSLEY	15	2 3 4 5	
SMALLWOOD	4	2 3 4 5	3/3	16	Vis.	1 2 3 4 5 6	MCKELLAR	21	1 2 3 4 5	
THAMES	14	1 2 3 4 5			Score		TOLLETT	23	1 2 3 4 5	
WASHINGTON	10	1 2 3 4 5			Qt. Qt. Half		WILSON	31	2 3 4 5	
GOLLINS	54	2 3 4 5			Home		STASTNY	33	1 2 3 4 5	
JAMES	34	1 2 3 4 5			Vis.		ARMAN	35	1 2 3 4 5	
GARCIA	44	2 3 4 5			Officials:		GILBERT	41	1 2 3 4 5	
STEVENSON	40	1 2 3 4 5			Half Free Throw Totals		GREEN	25	2 3 4 5	
FRENCH	50	1 2 3 4 5			Att.	Made	%	BRYANT	53	2 3 4 5
Team Totals								FERGUSON	45	1 2 3 4 5
WHITE	24	1 2 3 4 5						Statistician:		
HAYWARD	30	1 2 3 4 5						ROGERS	51	1 2 3 4 5
Game:								Date:		
								ROSS	43	1 2 3 4 5



Team Name	1	2	3	4	Extra	Final
O.B.U.	42	46				88
HARDING	35	50				85

GAME TOTALS

Name	No.	Qtrs. Played	Fouls	Bad Pass	Walk	Fumble	D. Dribble	Lane Vio.	Steals	ASSISTS	Caused Mistake	Off. Reb.	Def. Reb.	FIELD GOALS				FREE THROWS				Points by Qtrs.					Total Pts.
														FIELD GOALS				FREE THROWS				Points by Qtrs.					
														Att.	Made	Miss	%	Att.	Made	Miss	%	1st	2nd	3rd	4th	Ex	
HUGHES	22		3	1	0	0	0	0	1	3		4	4	8	4	4	50	0	0	0	0	8	3		37	17	
MATHIS	42		2	1	0	0	0	0	0	0		1	2	5	1	4	20	2	2	0	100	2	0		0	4	
MILLER	52		3	0	0	1	0	0	0	1		5	4	12	7	5	58	5	2	3	40	0	0		0	16	
CAMPER	32		4	1	0	0	0	0	1	3		4	2	7	4	3	57	2	2	0	100	7	5		71	25	
SMALLWOOD	4		3	1	0	0	0	0	1	3		0	2	4	1	3	25	1	0	1	0	2	1		50	5	
THAMES	14		0	0	0	0	0	0	0	0		0	0	0	0	0	0	0	0	0	0	0	0	0		0	0
WASHINGTON	10		0	0	1	0	0	0	1	0		1	0	1	0	0	0	0	0	0	0	1	0		0	0	
COLLINS	54		2	2	0	0	0	0	0	0		2	6	7	4	3	57	2	0	2	0	0	0		0	8	
JAMES	34		0	0	0	1	0	0	0	0		0	1	2	0	2	0	0	0	0	0	0	0		0	0	
GARCIA STEVENSON	44		5	1	0	0	0	0	0	0		3	2	10	5	5	50	1	0	1	0	0	0		0	10	
HAYWARD WHITE	30		0	0	0	0	0	0	0	0		0	0	0	0	0	0	0	0	0	0	0	0		0	0	
FRENCH	50		0	0	0	0	0	0	0	0		0	0	0	0	0	0	0	0	0	0	0	0		0	0	
Team Totals			22	7	1	2	0	0	4	10		20	23	56	26	29	46	13	6	7	46	20	9		45	85	

CUMULATIVE TOTALS

Name	No.	Qtrs. Played	Fouls	Bad Pass	Walk	Fumble	D. Dribble	Lane Vio.	Steals	ASSISTS	Caused Mistake	Off. Reb.	Def. Reb.	FIELD GOALS				FREE THROWS				Points by Qtrs.					Total Pts.
														FIELD GOALS				FREE THROWS				Points by Qtrs.					
														Att.	Made	Miss	%	Att.	Made	Miss	%	1st	2nd	3rd	4th	Ex	
HUGHES	22		49	16	4	15	0	1	50	60		15	44	68	35	33	51	73	58	15	79	104	38		36	242	
MATHIS	42		65	16	10	23	1	0	18	45		19	67	161	74	87	45	62	40	22	64	3	1		33	191	
MILLER	52		58	8	4	6	0	0	12	10		28	55	123	66	57	53	44	30	14	68	0	0		0	162	
CAMPER	32		54	14	5	12	1	0	27	42		59	61	195	101	94	51	83	62	21	74	18	10		55	294	
SMALLWOOD	4		52	18	3	11	0	0	23	40		10	26	87	46	41	52	38	26	12	68	64	30		46	208	
THAMES	14		26	13	9	12	0	0	7	14		20	28	90	44	46	48	27	19	8	70	3	1		33	110	
WASHINGTON	10		9	15	3	5	0	0	9	15		3	8	21	8	13	38	12	11	1	91	28	11		39	60	
COLLINS	54		25	6	4	6	0	2	10	13		21	32	57	27	30	47	20	4	16	20	0	0		0	58	
JAMES	34		10	5	1	6	0	0	5	11		17	16	47	25	22	53	29	15	14	51	0	0		0	65	
GARCIA STEVENSON	44		44	11	7	16	0	5	3	5		27	95	122	68	54	55	49	29	20	59	0	0		0	165	
HAYWARD WHITE	30		0	0	0	0	0	0	0	0		0	1	1	0	1	0	4	4	0	100	0	0		0	4	
FRENCH	50		6	0	0	2	0	0	0	0		1	4	10	6	4	60	3	2	1	66	0	0		0	14	
Team Totals			399	122	50	115	3	8	164	257		221	438	989	501	487	50	444	300	143	67	220	91		41	1575	

COACHES GAME SUMMARY

Offensive Comments										Defensive Comments				Date
F64	D6m	%	FTA	FTm	%	STEALS	ASSISTS	REBOUNDS	Fouls	TOT PTS	OFF	DEF		
61	31	51	32	23	71	6	2	12	19	88				